

# GBCS SCHEME



USN

--	--	--	--	--	--	--	--	--	--

18ME71

## Seventh Semester B.E. Degree Examination, Feb./Mar. 2022 Control Engineering

Time: 3 hrs.

Max. Marks: 100

*Note: Answer any FIVE full questions, choosing ONE full question from each module.*

### Module-1

- Explain closed loop system with an example. (06 Marks)
  - What are the ideal requirements of a control system? Explain them briefly. (06 Marks)
  - Explain proportional plus integral plus derivative control action with the characteristics. (08 Marks)

OR

- Draw the equivalent mechanical system of the given system shown in Fig.Q2(a). Hence the set of equilibrium equations for it and obtain electrical analogous circuits using (i) F-V analogy (ii) F-I analogy.

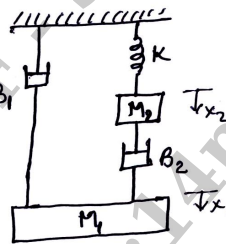


Fig.Q2(a)

(12 Marks)

- A thermometer is dipped in a vessel containing liquid at a constant temperature of  $\theta_i(t)$ . The thermometer has a thermal capacitance for storing heat as 'C' and thermal resistance to limit heat flow as R. If the temperature indicated by the thermometer is  $\theta_0(t)$ . Obtain the transfer function of the system. (08 Marks)

### Module-2

- Obtain an expression for response of first order system for unit step input. (06 Marks)
  - Explain different types of input signals. (06 Marks)
  - Obtain an expression for response of first order system for parabolic input. (08 Marks)

OR

- Derive the expression of steady state error for a simple closed loop system and state the factors on which it depends. (10 Marks)
  - A second order system has natural frequency  $\omega_n = 5$  rad/sec and damping ratio is 0.6. Calculate (i) Delay time (ii) Rise time (iii) Peak time (iv) Maximum overshoot. (10 Marks)

### Module-3

- Reduce the given block diagram shown in Fig.Q5(a) and obtain the transfer function  $C(s)/R(s)$ .




Fig.Q5(a)

(10 Marks)

- b. Find the overall transfer function by using Mason's gain formula for the signal flow graph shown in the Fig.Q5(b).

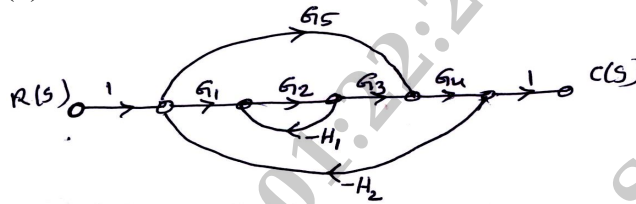


Fig.Q5(b)

(10 Marks)

**OR**

- 6 a. Draw the corresponding signal flow graph of a given block diagram in Fig.Q6(a) and obtain transfer function by using Mason's gain formula.

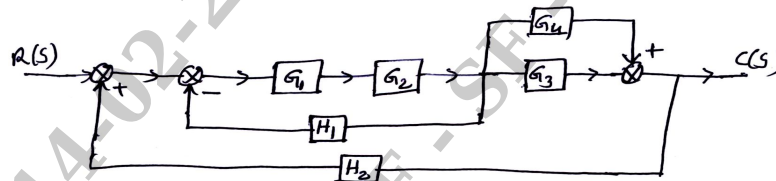


Fig.Q6(a)

(10 Marks)

- b. A system is governed by the differential equation  $\frac{d^3y}{dt^3} + 6\frac{d^2y}{dt^2} + 11\frac{dy}{dt} + 10y = 8u(t)$  where  $y$  is the output and  $u$  is the input of the system. Obtain a state space representation of the system. (10 Marks)

**Module-4**

- 7 a. The characteristic equation of a system is given by  $s^6 + 3s^5 + 4s^4 + 6s^3 + 5s^2 + 3s + 2 = 0$ . Determine the stability using RH criteria. (08 Marks)
- b. By applying Routh criterion, discuss the stability of the closed loop system as a function of  $K$  for the following open loop transfer function  $G(s)H(s) = \frac{K(s+1)}{s(s-1)(s^2+4s+16)}$  (12 Marks)

**OR**

- 8 Sketch the rough nature of root locus of a given transfer function  $G(s)H(s) = \frac{K(s+1)}{s(s+2)(s^2+2s+5)}$  (20 Marks)

**Module-5**

- 9 a. Sketch the polar plot of given transfer function  $G(s)H(s) = \frac{1}{s(1+5s)(1+10s)}$  (06 Marks)
- b. The transfer function  $G(s)H(s) = \frac{10}{s(s+1)(s+2)}$ . Sketch the rough nature of Nyquist plot and comment on stability. (14 Marks)

**OR**

- 10 Draw the Bode plot for the transfer function  $G(s) = \frac{36(1+0.2s)}{s^2(1+0.05s)(1+0.01s)}$ . From Bode plot determine : (20 Marks)
- |                               |                               |
|-------------------------------|-------------------------------|
| (i) Phase crossover frequency | (ii) Gain crossover frequency |
| (iii) Gain margin             | (iv) Phase margin             |
- \*\* 2 of 2 \*\*